

Home Line

A product line
by Rancilio Group

Home Line

Enjoy Your Perfect Coffee Everyday

 RANCILIO

ENGLISH





Enjoy Your
Perfect
Coffee
Everyday



If you want to become a home barista, you have to be able to try and experiment as much as you want. If you love coffee, you will also enjoy learning how to prepare it like a real professional. And in order to do that, you need the right equipment. Rancilio has everything you need. All you have to do is choose the right coffee machine and grinder to meet your needs and perfectly suit your kitchen.



Brew Like a Pro

Silvia Pro is the single group espresso machine with dual boiler technology designed for the home. Silvia Pro offers the performance, reliability and thermal stability of Rancilio's professional espresso machines, and carries over the ease of use and iconic design of Silvia. With two internal PIDs for temperature control, a digital display and two boilers for independent management of coffee preparation and steam delivery, the Silvia Pro is the ideal solution for the experienced home barista. And with the Silvia Pro X, in addition to the pressure gauge to keep the pressure in the coffee boiler under control at all times, there is also the soft pre-infusion, an additional function for extracting all types of coffee in the best possible way.

Silvia Pro

Silvia Pro X

Equipment

High-quality professional equipment and heavy-duty components: ergonomic portafilter, insulated boilers, multi-directional stainless steel steam wand, steam knob, cup tray and brass brewing unit.

Dual Boiler Technology

Two independent boilers, both equipped with a PID system. One boiler is dedicated to the preparation of coffee, the other to the delivery of hot water and steam.

PID

Electronic control over water temperature in coffee boiler and steam boiler, via internal PID offering extremely precise temperature stability.

Temperature Regulation

The temperature of water for coffee and steam can be adjusted easily via the display buttons \ominus \oplus .

Pressure Gauge (only Available with Silvia Pro X)

The professional pressure gauge indicates the pressure of the coffee boiler in real time.

Soft pre-infusion (Only Available with Silvia Pro X)

By activating the soft pre-infusion function, water at reduced pressure from the coffee boiler is gently distributed to the coffee panel. This function, with adjustable duration from 0 to 6 seconds, allows the coffee

panel to be prepared in the best possible way and promotes a smooth and efficient extraction, i.e. capable of preserving and enhancing the sensory characteristics of each type of blend or single-origin coffee.

HIGHLIGHTS

- 1 Rancilio technology in just 25 cm
- 2 Stainless steel body
- 3 Digital display with shot timer, temperature indicator, water alert
- 4 Power-on timer
- 5 8,5 g and 16 g filter baskets (Silvia Pro) / 8,5 g and 18 g filter baskets (Silvia Pro X)
- 6 Built-in 2-litre water reservoir, easy to remove for cleaning
- 7 Pods&Caps adaptor kit (optional)
- 8 Energy-saving insulated boilers
- 9 Stainless steel drip tray, easy to remove for cleaning
- 10 Adjustable in height cup tray, easy to remove for cleaning



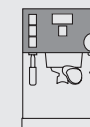
SILVIA PRO



SILVIA PRO X

Colours

● INOX



● BLACK



● WHITE





An Icon is Born

Professional style.
The pleasure of a perfect professional espresso is at your fingertips any time of the day. Influenced by modern design, Silvia is perfect for any décor and offers absolutely professional levels of performance and reliability. Thanks to Silvia, you no longer have to choose between style and functionality or design and performance. Experience the pleasure of a perfect professional espresso.

Silvia

Brewing Technology

Invite the Rancilio brewing technology into your home: ergonomic portafilter, insulated boiler, stainless steel steam wand and steam knob, cup tray and brass brewing unit.

Power to Design

Enjoy the modern look and high quality of the design: ergonomic to use and easy to clean.

Silvia Black

Silvia is also available in a Black version with black painted stainless steel panels.



That's Milk

Professional feeling for cappuccino, macchiato and more, with luscious foam and creamy steamed milk.



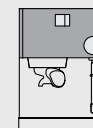
HIGHLIGHTS

- 1 Rancilio technology in just 23 cm
- 2 Stainless steel body
- 3 User-friendly switch button icon set
- 4 1 portafilter for 2 cups
- 5 8,5 g and 16 g filter baskets
- 6 Built-in 2-litre water reservoir, easy to remove for cleaning
- 7 Stainless steel drip tray and cup tray, easy to remove for cleaning
- 8 Energy-saving insulated boiler

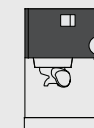


Colours

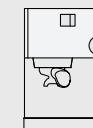
● INOX



● BLACK



● WHITE





Rocky: The Perfect Partner

The perfect package of looks, durability and precision – to achieve exactly the grind size you want, whether it's a fine grind for great espresso or a coarser one for drip coffee.

Rocky



Next Level Grinding

Take grinding to the next level with the grinder designed to complement your Silvia espresso machine.

The micrometric regulation guarantees constant precision in the setting of the desired grinding for any type of recipe, from espresso to filter coffee.

0.69-0.97 g/s

AVERAGE OUTPUT (ESPRESSO)

0.3 kg

BEAN HOPPER CAPACITY

50mm

BURRS DIAMETER

Collection Tray

Rocky comes especially equipped with an easy to remove and clean collection tray, professional luxuries brought to your door.



HIGHLIGHTS

1. Steel body
2. 2 versions: with or without manual doser lever (SD)
3. Up to 50 grind settings with adjustment control
4. 50-mm flat steel grinding burrs
5. Average output: 0.69-0.97 g/s
6. Coffee bean hopper capacity: 0.3 kg
7. Ground coffee container capacity (version with manual doser lever): 0.2 kg
8. Removable collection tray



ROCKY SD



ROCKY

Silvia

Specifications: Silvia

SILVIA

W X D X H

235 x 290 x 340 mm
9.2 x 11.4 x 13.4 in

WEIGHT

14 kg / 30.9 lb

POWER SUPPLY

110 V, 60 Hz
950-1000 W
220-240 V, 50-60 Hz
1150 W

BOILER CAPACITY

0.3 l

WATER SUPPLY

Integrated 2 litre water tank

NOISE LEVEL DURING USE

< 70 db

PODS&CAPS

Optional

Barista Kit

- + 1 PORTAFILTER FOR 2 CUPS
- + 8,5 G AND 16 G FILTER BASKETS
- + GROUPHEAD CLEANING BRUSH
- + COFFEE MEASURING PLASTIC SPOON
- + 1 RUBBER BACKFLUSH DISK

Colours



INOX



WHITE



BLACK

Silvia Pro & Silvia Pro X

Specifications: Silvia Pro and Silvia Pro X

SILVIA PRO

W X D X H

250 x 420 x 390 mm
9.8 x 16.5 x 15.3 in

WEIGHT

20 kg / 44.1 lb

POWER SUPPLY

110 V, 60 Hz
950-1000 W
220-240 V, 50-60 Hz
1100 W

COFFEE BOILER CAPACITY

0.3 l

STEAM BOILER CAPACITY

1 l

WATER RESERVOIR

Integrated 2 litre water tank

NOISE LEVEL DURING USE

< 70 db

PODS&CAPS

Optional

Barista Kit

- + 1 PORTAFILTER FOR 2 CUPS
- + 8,5 G AND 16 G FILTER BASKETS (SILVIA PRO)
- + 8,5 G AND 18 G FILTER BASKETS (SILVIA PRO X)
- + BLACK WOOD TAMPER WITH STAINLESS STEEL BASE (58 MM)
- + GROUPHEAD CLEANING BRUSH
- + WATER SOFTENER
- + COFFEE MEASURING PLASTIC SPOON
- + 1 RUBBER BACKFLUSH DISK
- + CLEANING TABLETS

Colours



INOX



WHITE



BLACK

Rocky & Rocky SD

Specifications: Rocky and Rocky SD

ROCKY

W X D X H

120 x 250 x 350 mm
4.7 x 9.8 x 13.8 in

WEIGHT

8,7 kg

AVERAGE OUTPUT

0.69-0.97 g/s (espresso)

BURRS

Steel Flat 50 mm

BEAN HOPPER CAPACITY

0.3 kg

GROUND COFFEE CONTAINER CAPACITY

0.2 kg

POWER SUPPLY

110 V, 50-60Hz
140 W
220-240 V, 50-60Hz
140W

NOISE LEVEL DURING USE

< 70 db

ROCKY SD

W X D X H

120 x 250 x 350 mm
4.7 x 9.8 x 13.8 in

WEIGHT

7 kg

AVERAGE OUTPUT

0.69-0.97 g/s (espresso)

BURRS

Steel Flat 50 mm

BEAN HOPPER CAPACITY

0.3 kg

POWER SUPPLY

110 V, 50-60Hz
140 W
220-240 V, 50-60Hz
140W

NOISE LEVEL DURING USE

< 70 db

Colours



INOX



BLACK





rancioliogroup.com



an Ali Group company



The Spirit of Excellence