

One


A product by
Rancilio Group

ONE

EXPERIENCE
YOUR
COFFEE
BREAK


EGRO

ENGLISH





EXPERIENCE YOUR COFFEE BREAK

Featuring maximum reliability and ease-of-use, the Egro One fully automatic coffee machine is extremely versatile and guarantees premium quality cups for every coffee, fresh milk and powder-based drinks. Egro One is available in four different versions, and offers a wide range of add-ons and fridges to meet every need. Recommended for locations with an average consumption of 300 cups per day (Top Milk and NMS+ versions), Egro One perfectly fits for hotels, quick service restaurants, cafeterias, self-service facilities, convenience stores and gas stations.

ONE PURE COFFEE

x250

CUPS PER DAY

ONE QUICK MILK

x250

CUPS PER DAY

ONE TOP MILK

x300

CUPS PER DAY

ONE NMS+

x300

CUPS PER DAY

HIGHLIGHTS



1

COFFEE

Swiss coffee technology

Stainless steel brewing unit for high quality espresso extractions and separate boilers to manage independently coffee and steam deliveries.

2

MILK

Milk systems

Regulate the frothing level and milk temperature for each drink. And with the Top Milk and NMS+ versions, you can also customise each recipe with cold milk foam.

3

ADD-ON

Total flexibility for every business

Configure your fully automatic coffee machine to suit your needs by choosing among many add-ons, fridges, optionals and payment systems.

4

DESIGN

Built for a long service life

The focus on design, ergonomics and the choice of sustainable and durable components ensures maximum functionality and high reliability.

5

INTERFACE

Easy drink selection

All versions are available with keypad or 5.7" touchscreen interface.

6

CLEANING

Quick and easy cleaning

Cleaning and rinsing cycles are easy to run and can be completed in a just a few minutes.

SWISS COFFEE TECHNOLOGY

STAINLESS STEEL BREWING UNIT

The stainless steel brewing unit is available in two brewing chambers with different capacities, either 18 g or 22 g (optional).

E SELF ADJUSTING GRINDER (SAG)

The Self Adjusting Grinder (optional) can correct any in-cup quality alterations in real time, ensuring coffee consistency in every cup.

- Egro Patented Technology

STAINLESS STEEL FLAT BURRS

High-precision grinders are equipped with titanium coated stainless steel burrs to provide consistent coarseness for top-quality espresso brewing.

54 mm

BURRS DIAMETER

4

PRE-INFUSION LEVELS

3

PRESSURE LEVELS

UP TO 2 BEAN HOPPERS

Choose up to two hoppers in order to always have two different coffee varieties available. A manual input enables the use of ground coffee to serve other types of coffee or decaffeinated coffee.

2x 1.3 kg / 2.9 lb

BEAN HOPPER CAPACITY

DUAL BOILER TECHNOLOGY


With the two independent hot water boilers, hot water and coffee can be dispensed simultaneously.

0.5 l / 16.9 oz

COFFEE BOILER

1.9 l / 64.2 oz

STEAM BOILER



WATER AND STEAM



WATER

HOT WATER OUTLET

Hot water for tea and herbal tea preparation is delivered from the main spout via a dedicated channel or via the water wand located on the right side of the machine (optional). For any given recipe it is possible to program the dosages and water temperature.



STEAM

STEAM WAND

The manual steam wand (optional), which is also available with an anti-scald outer coating (optional), is the ideal solution for the professional barista.

iSTEAM

The iSteam wand (optional) is designed to heat and froth milk automatically, adjusting the consistency of the cream (6 levels) and the temperature of the milk via the interface. For superior steam performance, for the Pure Coffee version only, iSteam+ is also available.



C-LEVER

The C-lever steam valve is operated by rotating the knob just 25°. Turning it upwards, the valve stays open. By turning it downwards, the valve opens and automatically closes when released.

- Egro Patented Technology

MILK

3 MILK SYSTEMS

Egro One offers three different systems for preparing fresh milk drinks: Quick Milk, Top Milk, NMS+. Designed to guarantee the highest quality, reduce consumption and facilitate the work of operators, Egro milk systems differ in terms of production capacity and available functions. Discover the solution that best suits your needs.



QUICK MILK

Quick Milk is the right choice for those who do not have to manage a heavy workflow and want to offer their customers a menu with the great coffee classics such as cappuccino and latte macchiato. Quick Milk is an intuitive milk system that is easy to use and maintain. The Quick Milk system can be used with the Quick Milk refrigerator or the FUM refrigerator, both with 4 litres capacity.

TOP MILK

Top Milk is the ideal solution for all locations with a high consumption of milk-based drinks who want to customise each recipe and offer a complete cafeteria menu. You can adjust the temperature and milk frothing level for each drink and even work with two different types of fresh milk at the same time. The Top Milk system requires the installation of the KS9 refrigerator (6.5 l) or the FUM refrigerator (4 l) or an external pump module (SMPU) for refrigerators placed under the counter.

COLD MILK FOAM (CMF)

The CMF system (optional) is the solution for automatically preparing cold milk foam for every drink by selecting three different frothing levels via the interface. CMF can only be configured for Top Milk and NMS+ milk systems.



NMS+

NMS+ is Egro's most advanced milk system that guarantees the best results in the cup, especially when preparing milk foam. For each type of drink, it offers the option of adjusting the temperature and frothing level of the milk and choosing between two different types of fresh milk. Designed for locations that require high productivity, NMS+ also offers a more advanced cleaning system that ensures the highest standards of efficiency and hygiene. The NMS+ system requires the installation of the KS9 refrigerator (6.5 l), the FUM refrigerator (4 l) or an external pump module (SMPU) for refrigerators to be placed under the counter.

FRIDGES



FUM FRIDGE

4-litre fridge, with pump module and level sensor, which can be placed under the main unit of the machine to optimise worktop space.

QUICK MILK FRIDGE

Compact 4-litre fridge, easy to install even in space-limited locations.

PUMP MODULES (SMPU)

For the Top Milk and NMS+ versions, a wide range of pump modules is available to install the fridges under the counter.

KS9 FRIDGE

6.5 litre fridge with display, level sensor and integrated pump module. On request, the KS9 fridge is available with the CMF system for cold milk foam. It can also be ordered in a version with two milk containers to work simultaneously with soya or skimmed milk. With the SMPU pump modules, the KS9 can also be installed under the counter to free up space on the worktop.



INTERFACE

KEYPAD VS TOUCHSCREEN

All versions of Egro One are available with keypad interface or 5.7" touchscreen. Both interfaces are intuitive, making it easy to navigate between the different screens and adjust the parameters of each drink on the menu.

KEYPAD
+ 10 BUTTONS KEYPAD
+ 16 PRODUCTS

TOUCH
+ 5.7" HD TOUCHSCREEN
+ 48 PRODUCTS (6 PER PAGE)

x12

MENU AVAILABLE IN 12 LANGUAGES: ENGLISH, ITALIAN, GERMAN, DUTCH, FRENCH, SPANISH, PORTUGUESE, RUSSIAN, SIMPLIFIED CHINESE, TRADITIONAL CHINESE, JAPANESE AND KOREAN.

THREE ACCESS LEVELS

Egro One has three different menus dedicated to the barista, the manager and the technician to offer everyone the best user experience based on their different needs.

QUEUE MODE

The selected items are placed in a queue, possibility for any drink to be brewed earlier or later, to be cancelled or others added.

SELF-SERVICE MODE

All versions of Egro One can be configured in Self-Service mode for hotels and all locations that do not require a dedicated operator for the coffee machine. An optional kit (option Self) is also available, which includes locks for both the hoppers and the coffee grounds drawer, as well as indicators to correctly position the cups before dispensing.

DRINK ICONS, SCREENSAVER AND SLIDESHOW

Choose the icons for your drinks and customise the colours and images. Upload videos and photo slideshows to be displayed on the interface during dispensing or to be used as a screensaver when the machine is not operating.



DESIGN



FUNCTIONAL AND RELIABLE

The Ego One is synonymous with style and functionality. It has a strong, compact image and stands out for the quality of the materials that make up the group head and the ergonomic solutions.

COLOUR: BLACK / GREY
SPACE SAVING DESIGN

30 cm / 12 in

MAIN UNIT WIDTH



LED LIGHTS

Maximum visual comfort thanks to LED lights on the work area.

AUTOMATIC SPOUT

The height of the dispensing spout adjusts automatically according to the selected drink and the type of cup in use. Up to 5 different positions can be programmed (optional only for Pure Coffee, Top Milk and NMS+).

CLEANING AND MAINTENANCE



CLEANING

CLEANING CYCLE

The operator can carry out a complete cleaning cycle of the circuits by following the instructions displayed on the interface.

4-9 MINUTES*

Duration of daily wash cycle with hot water, air, steam and detergents.

*depending on configuration

AUTOMATIC RINSING

It is possible to program an automatic rinse cycle after a set time interval.



MAINTENANCE

EASY ACCESS TO ALL COMPONENTS

Quick access to all major internal components facilitates maintenance and cleaning. The cup tray and dispensing spout are easy to dismantle and can be washed in the dishwasher.

DURA BREW

Dura Brew is a hermetically sealed system requiring little maintenance, and thus reducing the total cost of ownership.

USB PORT

USB port for transferring technical data and uploading images and videos.

ADD-ON

BENEFITS

Configure your Egro One and grow your business with the offer of add-ons.



EGRO ONE

- + KS9 FRIDGE
- + POWDER MODULE
- + CUP WARMER

GUM

External container for coffee grounds to be placed under the machine.

750 g
/ 1,6 lb

COFFEE GROUNDS
CONTAINER CAPACITY

CUP WARMER

External cup warmer with adjustable temperature level and three heatable trays.

POWDER MODULE

Give your customers even more choice with an external module for chocolate and other soluble products.

2x 1.8 l

POWDER HOPPERS CAPACITY

PAYMENT SYSTEMS

Enjoy utmost flexibility with a range of standard and optional payment system solutions.



TWO TOP MILK

Two Top Milk is a special configuration that includes two One Top Milk and a centrally positioned KS9 refrigerator. Available with Keypad or Touch interface, Two Top Milk is the ideal solution for all locations that require a high level of performance and have to manage peaks of work at different times of the day.

RECOMMENDED DAILY OUTPUT

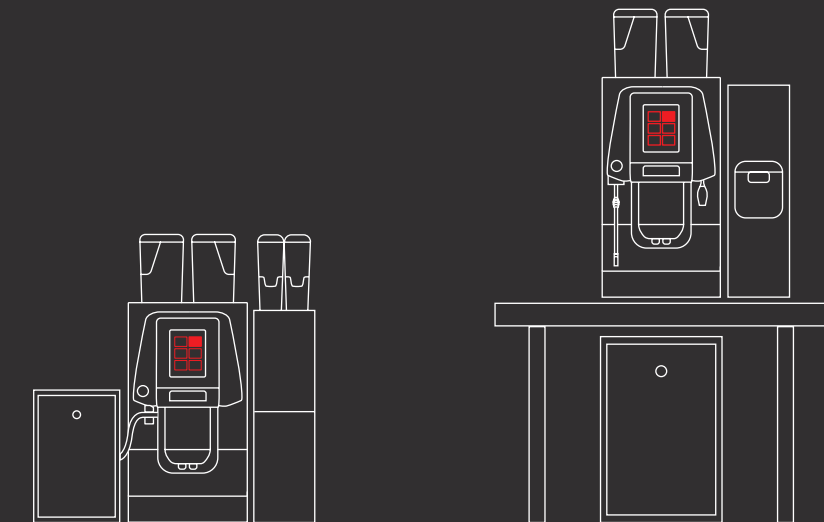
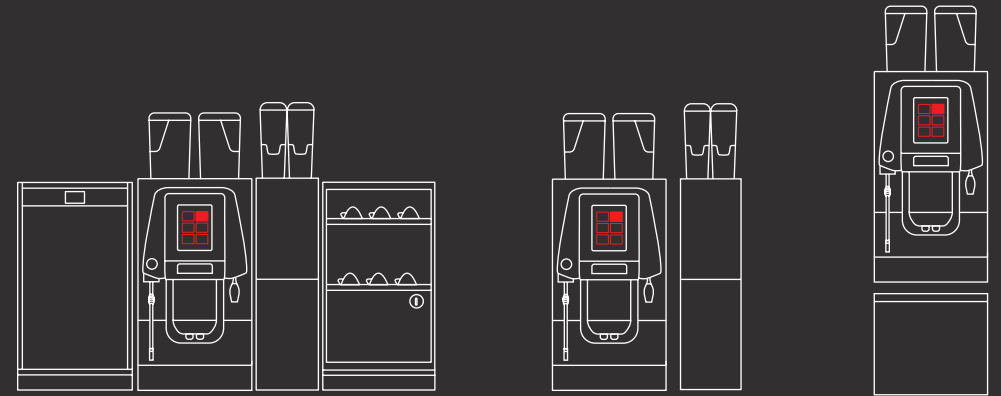
TWO TOP MILK

x600

CUPS PER DAY

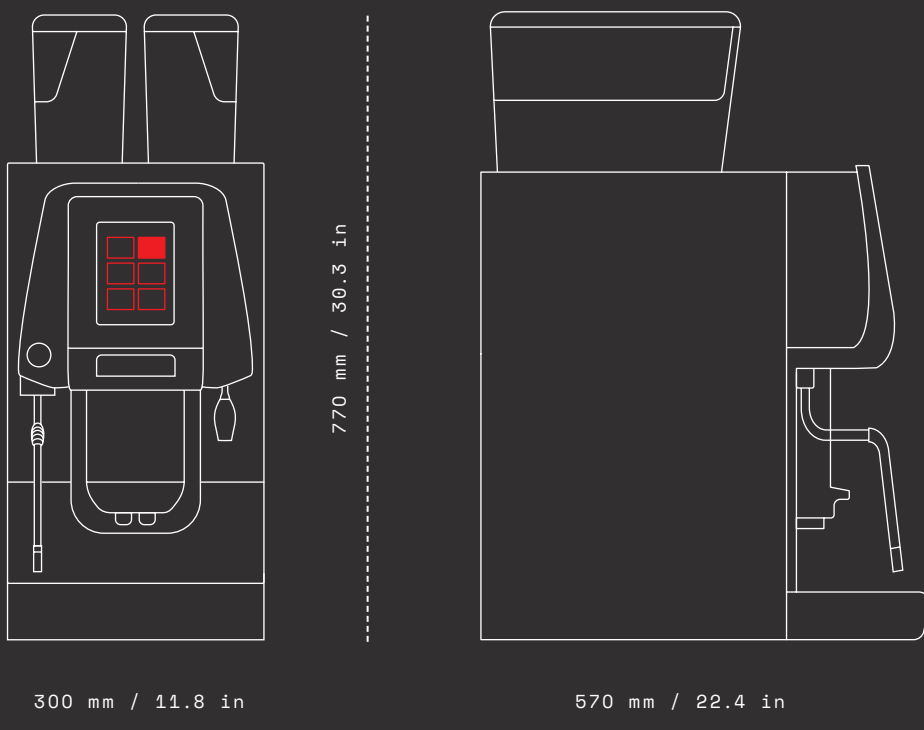


+ OTHER CONFIGURATIONS



ONE: SPECIFICATIONS

DIMENSIONS



MAIN UNIT TECHNICAL DATA

W x D x H

300 x 570 x 770 mm
11.8 x 22.4 x 30.3 in

WEIGHT

57 kg

COFFEE BOILER

0.5 l / 16.9 oz

STEAM BOILER

1.9 l / 64.2 oz

WATER SUPPLY

Fixed water connection

ENERGY CONSUMPTION PER DAY

PURE COFFEE | 1,703 kWh

QUICK MILK | 1,772 kWh

TOP MILK / NMS+ | 1,873 kWh

POWER SUPPLY

220-240 V3~, 50-60 Hz (6,0 kW)

380-415 V2N~, 50-60 Hz (6,0 kW)

220-240 V~, 50-60 Hz (6,0 kW)

220-240 V~, 50-60 Hz (3,6 kW)

208/240 V2ph~, 60 Hz (5/6 kW)

NOISE LEVEL DURING USE

< 70 db

INTERFACE

TOUCH

5.7" Touchscreen

KEYPAD

10 buttons

COLOURS

● GREY/BLACK (ONE)

● BLACK (TWO)

RECOMMENDED DAILY OUTPUT

ONE PURE COFFEE

x250

CUPS PER DAY

ONE QUICK MILK

x250

CUPS PER DAY

ONE TOP MILK

x300

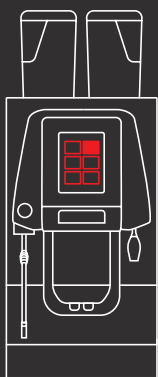
CUPS PER DAY

ONE NMS+

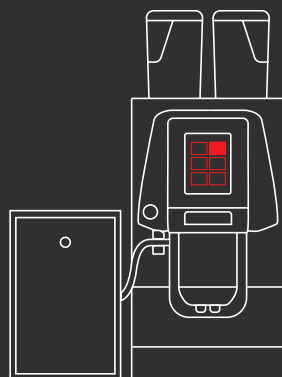
x300

CUPS PER DAY

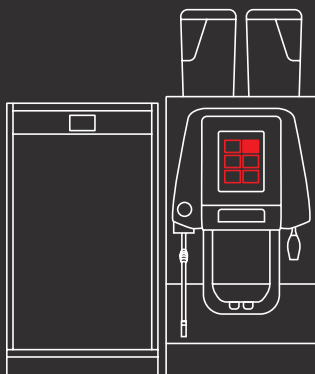
ONE
PURE COFFEE



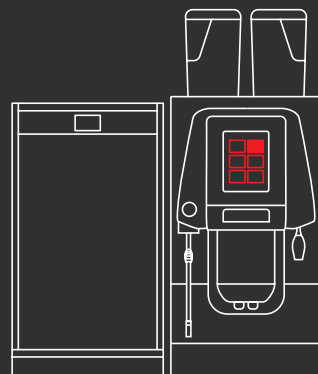
ONE
QUICK MILK



ONE
TOP MILK



ONE
NMS+

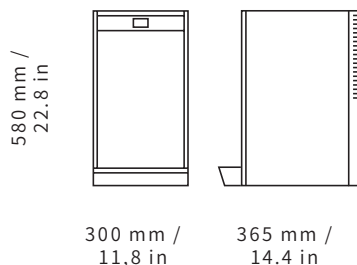


FEATURES

	PURE COFFEE	QUICK MILK	TOP MILK	NMS+
COFFEE				
Self Adjusting Grinder (SAG) for 1 grinder	●	●	●	●
Self Adjusting Grinder (SAG) for 2 grinders	●	●	●	●
Second grinder	●	●	●	●
18-g brewing chamber	●	●	●	●
22-g brewing chamber (BC22)	●	●	●	●
Bypass single cup (for 1 cup of caffè Americano)	●	●	●	●
Bypass dual cup (for 2 cups of long coffee)	●	●	●	●
HOT WATER				
Central hot water outlet	●	●	●	●
Right side hot water outlet	●	●	●	●
STEAM				
Steam wand (C-lever system)	●	●	●	●
Cool touch steam wand (C-lever system)	●	●	●	●
Automatic steam wand (iSteam)	●	●	●	●
Automatic steam wand - 3 valves (iSteam Plus)	●	—	—	—
MILK SYSTEM				
Quick Milk	—	●	—	—
Top Milk	—	—	●	—
Top Milk with Cold Milk Foam (CMF)	—	—	●	—
NMS+	—	—	—	●
NMS+ with Cold Milk Foam (CMF)	—	—	—	●
2 types of milk	—	—	●	●
FRIDGES				
Quick Milk fridge	—	●	—	—
FUM fridge	—	●	●	●
KS9 fridge	—	—	●	●
Pump Modules (SMPU)	—	—	●	●
ADDITIONAL OPTIONALS				
Automatic Spout	●	—	●	●
Under counter grounds chute	●	●	●	●
Lock package	●	●	●	●
Option Self (Lock package, Cup stopper)	●	●	●	●
Payment systems	●	●	●	●
Connect (telemetry system)	●	●	●	●
ADD ON				
Modulo prodotti solubili	●	●	●	●
Scaldatazze	●	●	●	●
GUM	●	●	●	●

ADD-ON SPECIFICATIONS

KS9 FRIDGE



W × D × H
300 x 365 x 580 mm
11.8 x 14.4 x 22.8 in

WEIGHT
29 kg / 63.9 lb

POWER SUPPLY
220–240 V, 50-60 Hz, 0.5 A
China: 220 V, 50 Hz, 0.5 A
120 V, 60 Hz, 1.35 A

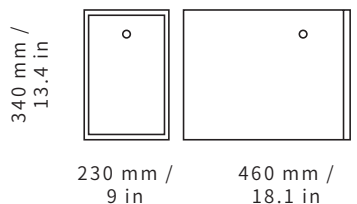
MILK CONTAINER CAPACITY
 (1 TYPE OF MILK)
6,5 l / 1,72 gal US / 0,51 gal UK

MILK CONTAINER CAPACITY
 (2 TYPES OF MILK)
2x 3,25 l / 0,71 gal US / 0,51 gal UK

MILK LEVEL SENSOR
Included

COLOURS
 ● GREY/BLACK ● BLACK

QUICK MILK FRIDGE



W × D × H
230 x 460 x 340 mm
9.0 x 18.1 x 13.4 in

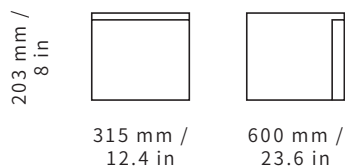
WEIGHT
14 kg / 30.1 lb

POWER SUPPLY
220 – 240 V~, 50 Hz, 0.62 A
220 V~, 60 Hz, 0.62 A
110 V ~, 60 Hz, 1.35 A

MILK CONTAINER CAPACITY
4 l / 1,06 gal US

COLOURS
 ● GREY/BLACK ● BLACK

FUM FRIDGE



W × D × H
315 x 600 x 203 mm
12.4 x 23.6 x 8.0 in

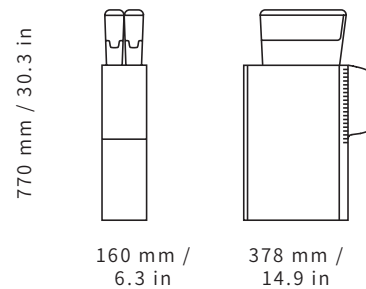
WEIGHT
18.5 kg / 40.8 lb

POWER SUPPLY
220 – 240 V~, 50 Hz, 0.8 A
220 V~, 60 Hz, 0.9 A
115 V ~, 60 Hz, 1.3 A

MILK CONTAINER CAPACITY
4 l / 1,06 gal US

COLOURS
 ● BLACK

POWDER MODULE



W × D × H
160 × 378 × 770 mm
6.3 × 14.9 × 30.3 in

WEIGHT
13 kg / 28.1lb

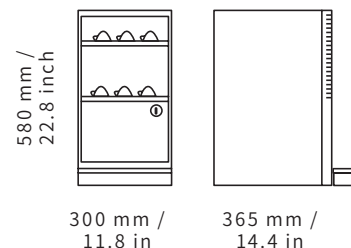
POWER SUPPLY
220–240 V~, 50-60 Hz
120 V~, 60 Hz

POWER RATING
0.1 kW

POWDER HOPPER CAPACITY
2x 1.8 l

COLOURS
 ● GREY

CUP WARMER



W × D × H
300×365×580 mm
11.8×14.4×22.8 inch

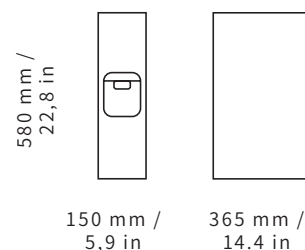
WEIGHT
14 kg / 30.1lb

POWER SUPPLY
220–240 V~, 50 Hz

POWER RATING
420 W

COLOURS
 ● GREY

PAYMENT SYSTEMS

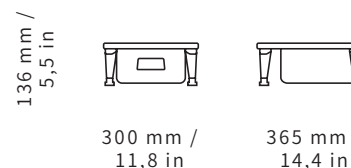


W × D × H
150 × 365 × 580 mm
5.9 × 14.4 × 22.8 in

POWER SUPPLY
24 V from coffee machine

COLOURS
 ● GREY/BLACK ● BLACK

GUM



W × D × H
300 × 365 × 136 mm
11.8 × 14.4 × 5.5in

COFFEE GROUNDS CONTAINER CAPACITY
750 g

POWER SUPPLY
24 V from coffee machine

COLOURS
 ● GREY

CONNECT

POWER TO YOUR COFFEE BUSINESS

It doesn't matter what size your organization is, the only important thing is that you want to improve your coffee business. Connect helps you to make effective use of the data generated by your coffee machines, and support you in advancing your own journey becoming a data-driven business. It's time to take a competitive advantage in whatever marketplace you operate in.

RANCILIOGROUP.COM/CONNECT

BENEFITS

1

 USER-FRIENDLY DASHBOARD

2
 MANAGE YOUR FLEET WITH EASE

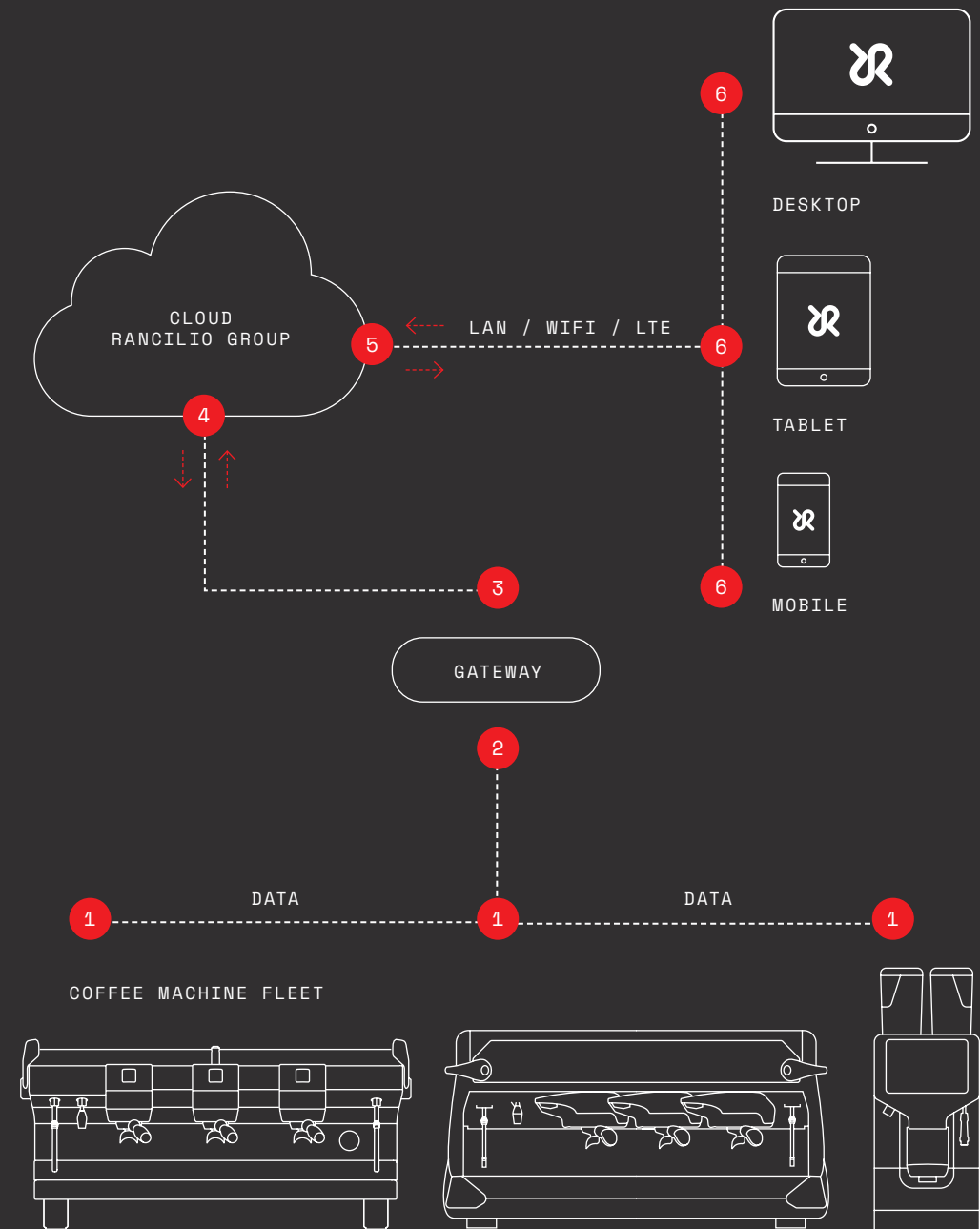
3

 BOOST SERVICE EFFICIENCY

4

 INCREASE BUSINESS PERFORMANCE

HOW IT WORKS



 **RANCILIO**GROUP

ranciogroup.com



an Ali Group company



The Spirit of Excellence